




TAMILNADU POLLUTION CONTROL BOARD
ADVANCED ENVIRONMENTAL LABORATORY – CHENNAI
Physico Chemical properties of Adyar River APRIL 2021 to MARCH 2022
CHENNAI CITY WATER WAYS PROJECT - (CCWW)

Point of collection :		Alandur Abraham Bridge (Downstream)						
Month	pH	Conductivity	TSS	TDS	Chloride	Amm. Nitrogen	BOD	COD
		umhos/cm	mg/L	mg/L	mg/L	mg/L	mg/L	mg/L
Apr-21	7.74	1891	20	1034	240	17.36	16	96
May-21	Lockdown COVID-19 Sample not received							
Jun-21	7.41	2028	24	1020	290	14.0	18	88
Jul-21	7.26	997	10	586	124	7.28	9	48
Aug-21	7.02	1477	48	800	235	14.56	29	136
Sep-21	7.31	1937	14	922	295	14.0	13	144
Oct-21	7.46	1863	16	990	225	10.08	8	64
Nov-21	7.49	527	8	290	80	2.0	9	48
Dec-21	7.17	923	14	604	146	4.5	10	40
Jan-22	7.05	1051	12	580	150	2.24	6	56
Feb-22	7.38	1338	16	808	215	5.04	14	96
Mar-22	7.23	1443	8	804	250	5.6	9	56


22.4.22
DCSO


22/4/22
Assistant Director (Lab)
AEL, TNPCB, Chennai



TAMILNADU POLLUTION CONTROL BOARD
ADVANCED ENVIRONMENTAL LABORATORY – CHENNAI
Physico Chemical properties of Adyar River APRIL 2021 to MARCH 2022
CHENNAI CITY WATER WAYS PROJECT - (CCWW)

Point of collection :		Thiru.Vi.Ka.Bridge (Downstream)						
Month	pH	Conductivity	TSS	TDS	Chloride	Amm. Nitrogen	BOD	COD
		umhos/cm	mg/L	mg/L	mg/L	mg/L	mg/L	mg/L
Apr-21	7.83	15190	92	8414	4749	10.08	11	88
May-21	Lockdown COVID-19 Sample not received							
Jun-21	7.71	18640	114	10612	6100	11.76	17	72
Jul-21	7.31	19110	12	11232	1230	4.48	12	208
Aug-21	7.13	6630	36	3964	2110	11.76	20	136
Sep-21	7.22	21600	154	13312	7575	11.20	108	280
Oct-21	7.00	8880	52	5374	2585	9.52	11	88
Nov-21	7.27	540	22	304	80	2.0	14	72
Dec-21	7.10	3980	66	2754	1105	19.60	12	80
Jan-22	6.88	4380	14	2762	1260	2.00	8	88
Feb-22	7.28	22400	152	14460	11197	2.80	12	192
Mar-22	7.38	28800	216	20190	13296	2.24	16	104


22/4/22
DCSO



Assistant Director (Lab)
AEL, TNPCB, Chennai



TAMILNADU POLLUTION CONTROL BOARD
ADVANCED ENVIRONMENTAL LABORATORY – CHENNAI
Physico Chemical properties of Adyar River APRIL 2021 to MARCH 2022
CHENNAI CITY WATER WAYS PROJECT - (CCWW)

Point of collection :		Nesapakkam 23 MLD STP (Outlet)						
Month	pH	Conductivity	TSS	TDS	Chloride	Amm. Nitrogen	BOD	COD
		umhos/cm	mg/L	mg/L	mg/L	mg/L	mg/L	mg/L
Apr-21	9.08	2730	10	1442	485	2.24	9	72
May-21	Lockdown COVID-19 Sample not received							
Jun-21	7.44	1698	6	988	295	3.36	7	48
Jul-21	7.73	1333	8	794	360	2.0	10	56
Aug-21	9.95	8110	14	4706	1930	2	13	40
Sep-21	8.61	2410	10	1446	565	<2	11	56
Oct-21	8.79	1961	10	1160	455	<2	9	48
Nov-21	7.25	776	2	462	117	<2	8	40
Dec-21	8.46	2980	6	2014	820	<2	4	32
Jan-22	7.83	2300	18	1446	465	2	11	48
Feb-22	7.67	1996	4	1200	390	2.0	3	16
Mar-22	7.85	2130	46	1246	415	2.24	6	24


22.4.22
DCSO


22/4/22
Assistant Director (Lab)
AEL, TNPCB, Chennai



TAMILNADU POLLUTION CONTROL BOARD
ADVANCED ENVIRONMENTAL LABORATORY – CHENNAI
Physico Chemical properties of Adyar River APRIL 2021 to MARCH 2022
CHENNAI CITY WATER WAYS PROJECT - (CCWW)

Point of collection :		Nesapakkam 40 MLD STP (Outlet)						
Month	pH	Conductivity	TSS	TDS	Chloride	Amm. Nitrogen	BOD	COD
		umhos/cm	mg/L	mg/L	mg/L	mg/L	mg/L	mg/L
Apr-21	9.02	3200	8	1720	575	15.68	7	64
May-21	Lockdown COVID-19 Sample not received							
Jun-21	9.40	3650	8	2132	760	2.8	8	56
Jul-21	8.44	2138	14	1130	460	9.52	12	64
Aug-21	9.88	3700	10	2084	1010	2	10	48
Sep-21	8.73	1636	6	980	350	<2	10	72
Oct-21	8.96	1991	12	1184	445	<2	9	40
Nov-21	8.88	2300	6	1374	580	<2	6	24
Dec-21	8.39	3230	26	2094	845	<2	3	24
Jan-22	7.53	1474	16	754	190	7	6	56
Feb-22	7.75	2050	8	1324	395	<2	4	40
Mar-22	7.81	1837	2	1100	345	2.8	7	40


22.4.22
DCSO


Assistant Director (Lab)
AEL, TNPCB, Chennai



TAMILNADU POLLUTION CONTROL BOARD
ADVANCED ENVIRONMENTAL LABORATORY – CHENNAI
Physico Chemical properties of Adyar River APRIL 2021 to MARCH 2022
CHENNAI CITY WATER WAYS PROJECT - (CCWW)

Point of collection :		Nesapakkam 54 MLD STP (Outlet)						
Month	pH	Conductivity	TSS	TDS	Chloride	Amm. Nitrogen	BOD	COD
		umhos/cm	mg/L	mg/L	mg/L	mg/L	mg/L	mg/L
Apr-21	8.90	2870	6	1644	515	14.56	6	56
May-21	Lockdown COVID-19 Sample not received							
Jun-21	7.67	1621	12	908	260	5.6	10	64
Jul-21	8.73	2420	12	1446	425	10.08	10	48
Aug-21	10.16	4910	2	2930	1140	<2	9	72
Sep-21	8.02	2280	8	1272	560	<2	9	64
Oct-21	9.21	2150	8	1440	550	<2	7	32
Nov-21	7.67	880	2	520	126	<2	7	32
Dec-21	8.19	2820	8	1704	860	<2	3	40
Jan-22	8.56	3750	6	2280	1000	2	4	32
Feb-22	7.69	2070	2	1114	405	2.24	3	32
Mar-22	7.68	1885	12	1128	355	2.80	7	48


22.4.22
DCSO


Assistant Director (Lab)
AEL, TNPCB, Chennai



TAMILNADU POLLUTION CONTROL BOARD

ADVANCED ENVIRONMENTAL LABORATORY – CHENNAI

Physico Chemical properties of Buckingham Canal River APRIL 2021 to MARCH 2022

CHENNAI CITY WATER WAYS PROJECT - (CCWW)

Point of collection :		Wallaja Road Bridge						
Month	pH	Conductivity	TSS	TDS	Chloride	Amm. Nitrogen	BOD	COD
		umhos/cm	mg/L	mg/L	mg/L	mg/L	mg/L	mg/L
Apr-21	7.53	2720	218	1342	395	25.2	51	232
May-21	Lockdown COVID-19 Sample not received							
Jun-21	7.06	2790	164	1368	485	26.88	129	384
Jul-21	7.08	1973	168	1084	315	26.88	84	256
Aug-21	6.75	1968	134	1068	345	20.72	146	400
Sep-21	6.82	2240	232	976	395	26.88	234	832
Oct-21	7.21	2130	186	1076	355	25.2	153	432
Nov-21	6.77	1596	68	954	240	11.2	38	264
Dec-21	7.02	1942	150	1214	368	27.44	78	288
Jan-22	7.04	1801	62	996	257	11.76	11	96
Feb-22	7.13	1919	202	1060	325	11.76	105	320
Mar-22	6.69	1969	150	1666	350	11.2	46	152


22.4.22
DCSO


22/4/22
Assistant Director (Lab)
AEL, TNPCB, Chennai



TAMILNADU POLLUTION CONTROL BOARD
ADVANCED ENVIRONMENTAL LABORATORY – CHENNAI

Physico Chemical properties of Buckingham Canal River APRIL 2021 to MARCH 2022

CHENNAI CITY WATER WAYS PROJECT - (CCWW)

Point of collection :		Lattice Road Bridge						
Month	pH	Conductivity	TSS	TDS	Chloride	Amm. Nitrogen	BOD	COD
		umhos/cm	mg/L	mg/L	mg/L	mg/L	mg/L	mg/L
Apr-21	7.70	2180	22	1268	375	19.6	12	88
May-21	Lockdown COVID-19 Sample not received							
Jun-21	7.14	2310	20	1106	455	19.04	15	80
Jul-21	No flow - Sample not received							
Aug-21	No flow - Sample not received							
Sep-21	No flow - Sample not received							
Oct-21	No flow - Sample not received							
Nov-21	No flow - Sample not received							
Dec-21	No flow - Sample not received							
Jan-22	No flow - Sample not received							
Feb-22	No flow - Sample not received							
Mar-22	No flow - Sample not received							


22.4.22
DCSO


Assistant Director (Lab)
AEL, TNPCE, Chennai



TAMILNADU POLLUTION CONTROL BOARD

ADVANCED ENVIRONMENTAL LABORATORY – CHENNAI

Physico Chemical properties of Buckingham Canal River APRIL 2021 to MARCH 2022

CHENNAI CITY WATER WAYS PROJECT - (CCWW)

Point of collection :		Kodungaiyur 40 MLD STP (Outlet)						
Month	pH	Conductivity	TSS	TDS	Chloride	Amm. Nitrogen	BOD	COD
		umhos/cm	mg/L	mg/L	mg/L	mg/L	mg/L	mg/L
Apr-21	7.80	1878	12	926	285	15.12	10	120
May-21	Lockdown COVID-19 Sample not received							
Jun-21	7.34	1986	22	1092	330	19.04	16	96
Jul-21	7.38	1374	12	814	215	11.2	9	32
Aug-21	6.94	1197	24	660	230	7.84	12	88
Sep-21	7.54	1341	22	728	280	11.2	23	104
Oct-21	7.28	1990	34	994	345	22.4	12	88
Nov-21	7.17	841	6	480	140	8.4	8	40
Dec-21	7.23	1394	12	992	298	11.76	6	24
Jan-22	7.22	1622	30	840	227	2.0	10	88
Feb-22	7.29	1645	10	850	275	11.2	6	64
Mar-22	7.02	2220	28	1256	400	15.12	12	56


22.4.22
DCSO


Assistant Director (Lab)
AEL, TNPCE, Chennai



TAMILNADU POLLUTION CONTROL BOARD
ADVANCED ENVIRONMENTAL LABORATORY – CHENNAI

Physico Chemical properties of Buckingham Canal River APRIL 2021 to MARCH 2022

CHENNAI CITY WATER WAYS PROJECT - (CCWW)

Point of collection :		Kodungaiyur 80 MLD STP (Outlet)						
Month	pH	Conductivity	TSS	TDS	Chloride	Amm. Nitrogen	BOD	COD
		umhos/cm	mg/L	mg/L	mg/L	mg/L	mg/L	mg/L
Apr-21	7.90	2410	38	1416	360	25.2	8	72
May-21	Lockdown COVID-19 Sample not received							
Jun-21	7.40	1554	16	920	280	19.6	14	64
Jul-21	7.37	1719	16	1024	260	10.08	11	64
Aug-21	6.91	1665	12	934	295	14.0	15	128
Sep-21	7.19	1872	24	938	315	22.4	19	96
Oct-21	7.69	1491	14	886	275	14.00	10	56
Nov-21	7.05	1132	16	654	175	12.88	12	64
Dec-21	7.07	2160	28	1336	525	22.40	8	40
Jan-22	7.15	1486	8	808	222	8.40	7	80
Feb-22	7.39	1738	8	956	280	12.32	11	96
Mar-22	7.18	1688	20	960	305	9.52	10	48

A
22.4.22
DCSO

[Signature]
08/4/22
Assistant Director (Lab)
AEL, TNPCB, Chennai



TAMILNADU POLLUTION CONTROL BOARD
ADVANCED ENVIRONMENTAL LABORATORY – CHENNAI

Physico Chemical properties of Buckingham Canal River APRIL 2021 to MARCH 2022

CHENNAI CITY WATER WAYS PROJECT - (CCWW)

Point of collection :		Kodungaiyur STP 110 MLD (Outlet)						
Month	pH	Conductivity	TSS	TDS	Chloride	Amm. Nitrogen	BOD	COD
		umhos/cm	mg/L	mg/L	mg/L	mg/L	mg/L	mg/L
Apr-21	7.56	1964	20	1078	295	12.88	9	96
May-21	Lockdown COVID-19 Sample not received							
Jun-21	7.52	2470	30	1362	405	20.16	17	96
Jul-21	7.53	1789	6	1054	325	16.8	8	48
Aug-21	7.47	1908	10	1132	350	14.0	11	80
Sep-21	7.48	2150	16	1150	375	19.6	14	64
Oct-21	7.48	1789	18	1040	375	15.68	9	48
Nov-21	7.24	1518	14	896	220	2.0	9	56
Dec-21	7.60	1482	14	712	278	8.4	5	32
Jan-22	7.10	1935	10	978	277	9.0	5	64
Feb-22	7.50	2020	8	1118	335	7.84	8	40
Mar-22	7.25	1122	2	638	177	5.04	7	32


22. Apr 22
DCSO


Assistant Director (Lab)
AEL, TNPCB, Chennai



TAMILNADU POLLUTION CONTROL BOARD
ADVANCED ENVIRONMENTAL LABORATORY – CHENNAI
Physico Chemical properties of Coovum River APRIL 2021 to MARCH 2022
CHENNAI CITY WATER WAYS PROJECT - (CCWW)

Point of collection :		Thirumangalam Causeway (Downstream)						
Month	pH	Conductivity	TSS	TDS	Chloride	Amm. Nitrogen	BOD	COD
		umhos/cm	mg/L	mg/L	mg/L	mg/L	mg/L	mg/L
Apr-21	7.01	1978	162	886	280	26.88	78	376
May-21	Lockdown COVID-19 Sample not received							
Jun-21	6.85	2029	316	1126	350	29.68	252	728
Jul-21	6.90	1354	134	712	205	9.52	39	264
Aug-21	6.88	1617	22	962	235	11.2	15	144
Sep-21	6.77	1627	168	816	295	15.68	126	304
Oct-21	7.55	1914	44	1060	355	8.40	17	136
Nov-21	6.45	683	92	398	80	2.24	12	56
Dec-21	6.84	1363	74	682	280	11.76	17	64
Jan-22	6.65	1360	48	740	190	8.40	12	128
Feb-22	7.03	1569	142	928	275	13.44	49	280
Mar-22	6.72	1824	186	916	370	12.32	123	368


22/4/22
DCSO



22/4/22
Assistant Director (Lab)
AEL, TNPCCB, Chennai



TAMILNADU POLLUTION CONTROL BOARD
ADVANCED ENVIRONMENTAL LABORATORY – CHENNAI
Physico Chemical properties of Coovum River APRIL 2021 to MARCH 2022
CHENNAI CITY WATER WAYS PROJECT - (CCWW)

Point of collection :		Chitra Talkies Bridge (Downstream)						
Month	pH	Conductivity	TSS	TDS	Chloride	Amm. Nitrogen	BOD	COD
		umhos/cm	mg/L	mg/L	mg/L	mg/L	mg/L	mg/L
Apr-21	7.78	2580	486	884	375	22.4	62	328
May-21	Lockdown COVID-19 Sample not received							
Jun-21	7.34	2340	28	1318	360	22.4	26	168
Jul-21	7.42	1697	38	918	225	14.0	19	88
Aug-21	7.05	1781	134	1048	315	15.12	82	256
Sep-21	7.22	2140	54	1098	370	23.52	47	264
Oct-21	7.35	2090	174	1102	390	19.6	46	176
Nov-21	6.77	883	70	514	120	3.92	23	120
Dec-21	6.86	1050	14	644	473	8.4	8	32
Jan-22	6.75	1104	22	588	150	3	9	48
Feb-22	7.52	1763	22	1020	395	2.24	16	88
Mar-22	7.33	2050	24	1184	410	11.76	19	128


22.4.22
DCSO


Assistant Director (Lab)
AEL, TNPCB, Chennai



TAMILNADU POLLUTION CONTROL BOARD
ADVANCED ENVIRONMENTAL LABORATORY – CHENNAI
Physico Chemical properties of Coovum River APRIL 2021 to MARCH 2022
CHENNAI CITY WATER WAYS PROJECT - (CCWW)

Point of collection :		Napier Bridge (Downstream)						
Month	pH	Conductivity	TSS	TDS	Chloride	Amm. Nitrogen	BOD	COD
		umhos/cm	mg/L	mg/L	mg/L	mg/L	mg/L	mg/L
Apr-21	7.60	18590	22	10052	5248	19.6	14	120
May-21	Lockdown COVID-19 Sample not received							
Jun-21	7.38	12000	12	6784	3425	21.84	11	72
Jul-21	7.24	1724	18	1030	270	18.48	11	72
Aug-21	6.84	4020	98	2314	1130	12.88	46	208
Sep-21	7.03	12910	94	7740	4350	15.68	54	296
Oct-21	7.31	6720	24	4088	1775	17.36	13	128
Nov-21	6.74	1402	126	786	220	6.16	44	152
Dec-21	7.95	1663	30	866	360	12.32	7	40
Jan-22	6.94	3740	38	2084	920	7.28	26	96
Feb-22	7.42	7210	52	4398	2049	10.08	31	184
Mar-22	6.98	6720	54	4434	2549	11.20	26	136


22-4-22
DCSO


22/4/22
Assistant Director (Lab)
AEL, TNPCB, Chennai



TAMILNADU POLLUTION CONTROL BOARD
ADVANCED ENVIRONMENTAL LABORATORY – CHENNAI
Physico Chemical properties of Coovum River APRIL 2021 to MARCH 2022
CHENNAI CITY WATER WAYS PROJECT - (CCWW)

Point of collection :		Koyambedu 34 MLD STP (Outlet)						
Month	pH	Conductivity	TSS	TDS	Chloride	Amm. Nitrogen	BOD	COD
		umhos/cm	mg/L	mg/L	mg/L	mg/L	mg/L	mg/L
Apr-21	8.47	2145	10	1186	345	8.96	10	88
May-21	Lockdown COVID-19 Sample not received							
Jun-21	7.86	2088	10	1156	410	5.6	10	64
Jul-21	8.12	1717	10	982	325	9.52	10	48
Aug-21	7.71	1627	10	960	315	2.8	17	104
Sep-21	7.79	1799	8	1060	430	10.1	12	56
Oct-21	7.83	1822	10	1056	375	10.64	11	56
Nov-21	7.27	1154	4	640	191	5.6	8	48
Dec-21	8.01	1596	6	864	368	14.0	5	24
Jan-22	7.21	1485	4	862	252	2	3	24
Feb-22	7.68	1460	2	950	280	2.24	3	24
Mar-22	7.51	1751	4	1132	345	2.8	2	16


22.4.22
DCSO



08/4/22
Assistant Director (Lab)
AEL, TNPCB, Chennai



TAMILNADU POLLUTION CONTROL BOARD
ADVANCED ENVIRONMENTAL LABORATORY – CHENNAI
Physico Chemical properties of Coovum River APRIL 2021 to MARCH 2022
CHENNAI CITY WATER WAYS PROJECT - (CCWW)

Point of collection :		Koyambedu 60 MLD STP (Outlet)						
Month	pH	Conductivity	TSS	TDS	Chloride	Amm. Nitrogen	BOD	COD
		umhos/cm	mg/L	mg/L	mg/L	mg/L	mg/L	mg/L
Apr-21	7.94	2148	8	1240	325	18.48	8	64
May-21	Lockdown COVID-19 Sample not received							
Jun-21	7.51	2350	12	1340	390	5.04	9	56
Jul-21	7.50	1783	4	1046	265	12.32	7	32
Aug-21	7.24	1894	12	1124	330	2.24	12	96
Sep-21	7.39	1732	8	1116	325	18.48	11	48
Oct-21	7.34	1739	10	964	350	<2	10	64
Nov-21	7.24	1490	6	878	254	2.0	9	64
Dec-21	7.39	1694	8	962	310	7.84	6	32
Jan-22	7.04	1589	6	956	250	2	4	32
Feb-22	7.56	1990	6	1100	330	7.84	4	32
Mar-22	7.26	1804	2	1114	350	5.04	4	24


22/04/22
DCSO


22/04/22
Assistant Director (Lab)
AEL, TNPCB, Chennai



TAMILNADU POLLUTION CONTROL BOARD


ADVANCED ENVIRONMENTAL LABORATORY – CHENNAI

Physico Chemical properties of Coovum River APRIL 2021 to MARCH 2022

CHENNAI CITY WATER WAYS PROJECT - (CCWW)

Point of collection :		Koyambedu 120 MLD STP (Outlet)						
Month	pH	Conductivity	TSS	TDS	Chloride	Amm. Nitrogen	BOD	COD
		umhos/cm	mg/L	mg/L	mg/L	mg/L	mg/L	mg/L
Apr-21	8.40	1614	8	898	250	12.32	7	56
May-21	Lockdown COVID-19 Sample not received							
Jun-21	6.90	2140	198	1192	325	25.2	180	520
Jul-21	8.40	829	6	468	112	2.8	8	16
Aug-21	7.25	1005	8	572	190	2.8	9	88
Sep-21	7.60	1300	10	730	250	12.88	10	64
Oct-21	7.46	1310	6	768	260	<2	8	48
Nov-21	7.21	887	4	530	151	3.36	8	48
Dec-21	7.42	1591	10	860	305	8.96	5	24
Jan-22	6.99	1562	8	890	237	<2	5	40
Feb-22	7.53	1944	4	1024	325	9.86	3	34
Mar-22	7.12	1726	8	1038	350	5.04	3	32


22.4.22
DCSO


22/4/22
Assistant Director (Lab)
AEL, TNPCB, Chennai



TAMILNADU POLLUTION CONTROL BOARD
ADVANCED ENVIRONMENTAL LABORATORY – CHENNAI
Physico Chemical properties of Coovum River APRIL 2021 to MARCH 2022
CHENNAI CITY WATER WAYS PROJECT - (CCWW)

Point of collection :		Koyambedu 120 MLD STP (Inlet)						
Month	pH	Conductivity	TSS	TDS	Chloride	Amm. Nitrogen	BOD	COD
		umhos/cm	mg/L	mg/L	mg/L	mg/L	mg/L	mg/L
Apr-21	No flow - Sample not received							
May-21	Lockdown COVID-19 Sample not received							
Jun-21	7.65	1585	6	910	265	4.48	8	48
Jul-21	7.07	1857	128	1084	285	21.28	48	176
Aug-21	No flow - Sample not received							
Sep-21	6.93	929	64	502	153	8.4	39	176
Oct-21	No flow - Sample not received							
Nov-21	No flow - Sample not received							
Dec-21	7.01	1749	268	904	303	20.16	162	400
Jan-22	No flow - Sample not received							
Feb-22	No flow - Sample not received							
Mar-22	No flow - Sample not received							


22.4.22
DCSO


22/4/22
Assistant Director (Lab)
AEL, TNPCB, Chennai




TAMILNADU POLLUTION CONTROL BOARD
ADVANCED ENVIRONMENTAL LABORATORY – CHENNAI

Physico Chemical properties of Otteri Nullah River APRIL 2021 to MARCH 2022

CHENNAI CITY WATER WAYS PROJECT - (CCWW)

Point of collection :		Block L East RD Bridge (Downstream)						
Month	pH	Conductivity	TSS	TDS	Chloride	Amm. Nitrogen	BOD	COD
		umhos/cm	mg/L	mg/L	mg/L	mg/L	mg/L	mg/L
Apr-21		No flow - Sample not received						
May-21		Lockdown COVID-19 Sample not received						
Jun-21		No flow - Sample not received						
Jul-21		No flow - Sample not received						
Aug-21		No flow - Sample not received						
Sep-21		No flow - Sample not received						
Oct-21		No flow - Sample not received						
Nov-21		No flow - Sample not received						
Dec-21		No flow - Sample not received						
Jan-22		No flow - Sample not received						
Feb-22		No flow - Sample not received						
Mar-22		No flow - Sample not received						


22.4.22
DCSO


Assistant Director (Lab)
AEL, TNPCB, Chennai



TAMILNADU POLLUTION CONTROL BOARD

ADVANCED ENVIRONMENTAL LABORATORY – CHENNAI

Physico Chemical properties of Otteri Nullah River APRIL 2021 to MARCH 2022

CHENNAI CITY WATER WAYS PROJECT - (CCWW)

Point of collection :		Asprin Garden Bridge (Downstream)						
Month	pH	Conductivity	TSS	TDS	Chloride	Amm. Nitrogen	BOD	COD
		umhos/cm	mg/L	mg/L	mg/L	mg/L	mg/L	mg/L
Apr-21	7.70	2780	16	1472	405	28.56	17	112
May-21	Lockdown COVID-19 Sample not received							
Jun-21	7.46	2600	84	1430	415	25.76	76	328
Jul-21	6.99	1468	58	790	200	19.6	24	72
Aug-21	6.98	1641	120	980	285	14	86	288
Sep-21	7.18	2420	60	1326	435	20.16	57	256
Oct-21	7.02	2160	36	1108	400	19.6	29	176
Nov-21	6.87	788	12	498	114	6	10	96
Dec-21	6.98	2060	84	1030	365	25.2	39	120
Jan-22	6.92	1392	242	770	212	6.72	120	456
Feb-22	7.28	2010	78	1140	350	10.64	32	160
Mar-22	7.47	2250	134	1362	450	10.64	72	200


22.4.22
DCSO


Assistant Director (Lab)
AEL, TNPCB, Chennai



TAMILNADU POLLUTION CONTROL BOARD

ADVANCED ENVIRONMENTAL LABORATORY – CHENNAI

Physico Chemical properties of Otteri Nullah River APRIL 2021 to MARCH 2022

CHENNAI CITY WATER WAYS PROJECT - (CCWW)

Point of collection :		Vyasarpadi Road Bridge (Downstream)						
Month	pH	Conductivity	TSS	TDS	Chloride	Amm. Nitrogen	BOD	COD
		umhos/cm	mg/L	mg/L	mg/L	mg/L	mg/L	mg/L
Apr-21	7.75	2280	26	1286	340	21.84	13	96
May-21	Lockdown COVID-19 Sample not received							
Jun-21	7.42	2071	138	1158	325	22.4	61	296
Jul-21	7.25	1463	134	784	255	11.2	29	96
Aug-21	6.99	1552	54	824	235	11.2	13	88
Sep-21	7.28	1853	78	1080	390	19.6	69	192
Oct-21	7.08	2000	672	940	375	20.16	216	640
Nov-21	6.73	922	10	550	140	5.6	13	128
Dec-21	7.04	2050	76	1018	410	21.8	35	112
Jan-22	6.94	1484	210	804	210	7	87	34
Feb-22	7.36	1706	90	908	300	11.76	22	128
Mar-22	7.03	1666	90	994	310	11.76	132	344


22.4.22
DCSO


22/4/22
Assistant Director (Lab)
AEL, TNPCB, Chennai