



**TAMIL NADU POLLUTION CONTROL BOARD**  
Advanced Environmental Laboratory, Chennai - 600 032  
**NATIONAL AMBIENT AIR QUALITY MONITORING PROGRAMME (NAMP) -**  
**CHENNAI CITY**

Stations	Date & Period of survey	Microgram / cubic metre				
		PM <sub>10</sub>	PM <sub>2.5</sub>	SO <sub>2</sub>	NO <sub>2</sub>	AQI
T.Nagar*** (Commercial)	10.11.2022 06.00 Hrs To 11.11.2022 06.00 Hrs	45	22	6	20	45
Kilpauk** (Traffic Area)	10.11.2022 06.00 Hrs To 11.11.2022 06.00 Hrs	50	23	5	17	50
<b>PERMISSIBLE</b>	<b>LIMIT</b>	100	60	80	80	

PM<sub>10</sub> - Particulate matter of < 10 micron size

PM<sub>2.5</sub> - Particulate matter of < 2.5 micron size

SO<sub>2</sub> - Sulphur Di-oxide

NO<sub>2</sub> - Nitrogen di-oxide

\* - Residential area

\*\* - Traffic area


\*\*\* - Commercial


IF - Instrument Failure

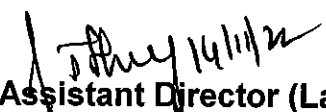
**AQI - Air Quality Index**

0-50 - Good, 51-100 - Satisfactory, 101-200 - Moderate

201-300 - Poor, 301-400 - Very Poor, > 401 - Severe

11.11.2022   
Env. Scientist

  
Technical Manager

  
Assistant Director (Lab)

Submitted to: The Deputy Director II

Copy to: 1/ The Programmer, Data Center, TNPCB  
2. File.

Notes: Third shift measurements not carried out due to rainfall