

**Monitoring of Source and Utilization of Petcoke by authorized industries in NCR States  
in View of the hearing on 10.05.2018 in the Hon'ble Supreme Court Order in the matter  
of M C Mehta Vs UOI & Ors, WP © NO. 13029/1985**


**A. Registration Particulars**

1	Name	Dalmia Cement (Bharat) Limited
2	Type of Industry	Cement Manufacturing
3	Address	Dalmia Cement (Bharat) Limited SF No 630, Thamaraikulam Village Ariyalur – 621 705 Tamil Nadu
	Contact No	8012530870
	Fax	-
4	Email	br.prasannakumar@dalmiacement.com
5	Consent under Air (Prevention and control of Pollution) Act, 1981 No & Date of Issue	Air Consent order No: 1908221026263 and dated 06.08.2019
6	Consent Validity up to	31.03.2021
7	Quantity of Petcoke permitted for import and for use under the Consent, MT/month & MT/year	19,000 MT/month 2,30,000 MT/year
8	Sources of Petcoke	Saudi and US
9	Production Permitted under the Consent MT/month & MT/Year	Clinker: 2.0 Million Ton/Annum Cement: 3.0 Million Ton/Annum

**B. Quarterly Procurement and Utilization of Petcoke**

**September 2018**

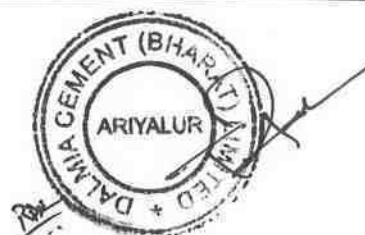
1	Storage at the start of the month (MT)	7083.39
2	Quantity of Petcoke procured/imported during the month and specify the source of Petcoke (MT)	Source 1: MV Dacc Egeo Quantity: 477.1 (wet basis) Source 2: MV Ever Reliance Quantity: 13486.7 (Wet Basis)  <b>Total: 13110.587 (Dry Basis)</b>
3	Quantity of Petcoke used during the month Basis (MT)	9021.11
4	Storage at the end of the month (MT)	10172.867



(Authorized Signatory with Seal)

**October to December 2018**

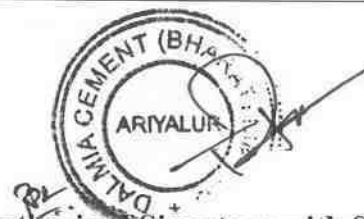
1	Storage at the start of the month (MT)	10172.867
2	Quantity of Petcoke procured/imported during the month and specify the source of Petcoke (MT)	Source 1: MV Ever Reliance Quantity: 21955.12 (Wet Basis) Source 2: MV Darya Rama Quantity: 5019.3 (Wet Basis)  <b>Total: 24921.16 (Dry Basis)</b>
3	Quantity of Petcoke used during the month Basis (MT)	25418.64
4	Storage at the end of the month (MT)	9488.28



(Authorized Signatory with Seal)

**January to March 2019**


1	Storage at the start of the month (MT)	9488.28
2	Quantity of Petcoke procured/imported during the month and specify the source of Petcoke (MT)	Source 1: MV Ever Reliance Quantity: 38.86 (Wet Basis) Source 2: MV Darya Rama Quantity: 18947.0 (Wet Basis) Source 3: MV Ingrid C Quantity: 17171.84 (Wet Basis)  <b>Total: 33342.41 (Dry Basis)</b>
3	Quantity of Petcoke used during the month Basis (MT)	35544.70
4	Storage at the end of the month (MT)	7285.99



(Authorized Signatory with Seal)

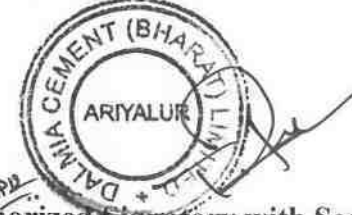
**April to June 2019**

1	Storage at the start of the month (MT)	7285.99
2	Quantity of Petcoke procured/imported during the month and specify the source of Petcoke (MT)	Source 1: MV Ingrid C Quantity: 5327.28 (Wet Basis) Source 2: MV Jag Rohan Quantity: 27609.66 (Wet Basis) Source 3: MV Kang Yao Quantity: 2729.24 (Wet Basis)  <b>Total: 33829.36 (Dry Basis)</b>
3	Quantity of Petcoke used during the month Basis (MT)	29234.26
4	Storage at the end of the month (MT)	11881.081

  
 (Authorized Signatory with Seal)


**July to September 2019**

1	Storage at the start of the month (MT)	11881.081
2	Quantity of Petcoke procured/imported during the month and specify the source of Petcoke (MT)	Source 1: MV Kang Yao Quantity: 31680.32 (Wet Basis) Source 2: MV Sunlucia Quantity: 7357.76 (Wet Basis)  <b>Total: 36058.54 (Dry Basis)</b>
3	Quantity of Petcoke used during the month Basis (MT)	37890.76
4	Storage at the end of the month (MT)	10048.86

  
 (Authorized Signatory with Seal)

**October to December 2019**


1	Storage at the start of the month (MT)	10048.46
2	Quantity of Petcoke procured/imported during the month and specify the source of Petcoke (MT)	Source 1: MV Sunlucia Quantity: 25387.56 (Wet Basis) Source 2: Kifissos Quantity: 8540.84 (Wet Basis) <b>Total: 31168.27 (Dry Basis)</b>
3	Quantity of Petcoke used during the month Basis (MT)	32757.72
4	Storage at the end of the month (MT)	8459.41



(Authorized Signatory with Seal)

**January to March 2020**


1	Storage at the start of the month (MT)	8459.41
2	Quantity of Petcoke procured/imported during the month and specify the source of Petcoke (MT)	Source 1: Kifissos Quantity: 22347.32 (Wet Basis) Source 2: MV Bright Phoenix Quantity: 16748.68 (Wet Basis) <b>Total: 36010.17 (Dry Basis)</b>
3	Quantity of Petcoke used during the month Basis (MT)	31950.58
4	Storage at the end of the month (MT)	12519



(Authorized Signatory with Seal)

**April to June 2020**


1	Storage at the start of the month (MT)	12519
2	Quantity of Petcoke procured/imported during the month and specify the source of Petcoke (MT)	Source 1: MV Bright Phoenix Quantity: 14800.24 (Wet Basis) <b>Total: 13773.14 (Dry Basis)</b>
3	Quantity of Petcoke used during the month Basis (MT)	15925.34
4	Storage at the end of the month (MT)	10366.80



**(Authorized Signatory with Seal)**

**Jul to Sep 2020**

1	Storage at the start of the month (MT)	10366.80
2	Quantity of Petcoke procured/imported during the month and specify the source of Petcoke (MT)	Source 1: MV Bright Phoenix Quantity: 1045.6 (Wet Basis) Source 2: M/V Aquilla Ocean Quantity: 15242.92 (Wet Basis) Source 3: MV SBI Achilles Quantity: 8916.98 (Wet Basis)  <b>Total: 23546.98 (Dry Basis)</b>
3	Quantity of Petcoke used during the month Basis (MT)	23161.30
4	Storage at the end of the month (MT)	10752.48





 (Authorized Signatory with Seal)

79

**Oct to Dec 2020**


1	Storage at the start of the month (MT)	10752.48
2	Quantity of Petcoke procured/imported during the month and specify the source of Petcoke (MT)	Source 1: MV SBI Achilles Quantity: 12178.64 (Wet Basis) <b>Total: 11351.12 (Dry Basis)</b>
3	Quantity of Petcoke used during the month Basis (MT)	22103.60
4	Storage at the end of the month (MT)	0



(Authorized Signatory with Seal)

**Jan to Mar 2021**

1	Storage at the start of the month (MT)	0
2	Quantity of Petcoke procured/imported during the month and specify the source of Petcoke (MT)	0
3	Quantity of Petcoke used during the month Basis (MT)	0
4	Storage at the end of the month (MT)	0



(Authorized Signatory with Seal)

207

**Monitoring of Source and Utilization of Petcoke by authorized industries in NCR States  
in View of the hearing on 10.05.2018 in the Hon'ble Supreme Court Order in the matter  
of M C Mehta Vs UOI & Ors, WP © NO. 13029/1985**


**A. Registration Particulars**

1	Name	Dalmia Cement (Bharat) Limited
2	Type of Industry	Cement Manufacturing
3	Address	Dalmia Cement (Bharat) Limited SF No 630, Thamaraikulam Village Ariyalur – 621 705 Tamil Nadu
	Contact No	8012530870
	Fax	-
4	Email	br.prasannakumar@dalmiacement.com
5	Consent under Air (Prevention and control of Pollution) Act, 1981 No & Date of Issue	Air Consent order No: 2108237347262 and dated 31.08.2021
6	Consent Validity up to	31.03.2023
7	Quantity of Petcoke permitted for import and for use under the Consent, MT/month & MT/year	19,000 MT/month 2,30,000 MT/year
8	Sources of Petcoke	Saudi and US
9	Production Permitted under the Consent MT/month & MT/Year	Clinker: 2.0 Million Ton/Annum Cement: 3.0 Million Ton/Annum

**B. Quarterly Procurement and Utilization of Petcoke**

**April to June 2021**


1	Storage at the start of the month (MT)	0
2	Quantity of Petcoke procured/imported during the month and specify the source of Petcoke (MT)	Source 1: MV Anima Quantity: 18826 (Wet Basis)  <b>Total: 17351.30 (Dry Basis)</b>
3	Quantity of Petcoke used during the month Basis (MT)	12120.74
4	Storage at the end of the month (MT)	5230.56

  
 (Authorized Signatory with Seal)




### July to September 2021

1	Storage at the start of the month (MT)	5230.56
2	Quantity of Petcoke procured/imported during the month and specify the source of Petcoke (MT)	Source 1: MV Anima Quantity: 7349.46 (Wet Basis) <b>Total: 6855.967 (Dry Basis)</b>
3	Quantity of Petcoke used during the month Basis (MT)	4063.05
4	Storage at the end of the month (MT)	8023.49

  
✓ (Authorized Signatory with Seal)

### October to December 2021

1	Storage at the start of the month (MT)	8023.49
2	Quantity of Petcoke procured/imported during the month and specify the source of Petcoke (MT)	Source 1: MV Anima Quantity: 2692.92 (Wet Basis) Source 2: MV Apiradee Narce Quantity: 25025.48 (Wet Basis) Source 3: MV Aeriko Quantity: 5447.70 (Wet Basis) <b>Total: 29652.41 (Dry Basis)</b>
3	Quantity of Petcoke used during the month Basis (MT)	30797.36
4	Storage at the end of the month (MT)	6878.54

  
✓ (Authorized Signatory with Seal)