



TAMIL NADU POLLUTION CONTROL BOARD

**From**

Thiru. R. Kannan, M.Tech.,
Member Secretary,
Tamil Nadu Pollution Control Board,
No.76, Mount Salai,
Guindy, Chennai – 600 032

To

The Chairman,
Central Pollution Control Board,
Parivesh Bhawan,
C.B.D. Cum –Office Complex,
East Arjun Nagar,Shahdara
New Delhi-110032.

Letter No. T3/TNPCB/SWM/F.32363/2024, Dated: 05.08.2024

Sir,

Sub: Tamil Nadu Pollution Control Board –Implementation of Solid Waste Management Rules,2016 for the state of Tamilnadu – Annual report for the year 2023 -2024 - Furnished–Regarding

I am to invite your kind attention to the subject cited. In this connection, I enclose herewith the Annual Report on implementation of Solid Waste Management Rules, 2016 for the state of Tamil Nadu in the prescribed format Form-V for the year 2023-2024 for kind information.

Enclosure:

- 1) Form - V
- 2) Annexure – I - IX

[Handwritten Signature]
For Member Secretary

[Handwritten Initials]
05/08/2024

Form – V

[see rule 24(3)]

Format of annual report to be submitted by the state pollution control Board or pollution control committee committees of the central pollution control board.

PART A

To

The Chairman,
Central Pollution Control Board,
PariveshBhawan, East Arjun Nagar,
Delhi-110032.

1.	Name of the State	Tamil Nadu
2.	Name & address of the State Pollution Control Board	Tamil Nadu Pollution Control Board, 76, Mount Salai, Guindy, Chennai-600032.
3.	Number of local bodies responsible for management of solid waste in the State under these rules.	Corporation - 21 Municipalities – 138 Town Panchayats - 490
4.	No. of authorisation application Received.	232
5.	A Summary Statement on progress made by local body in respect of Solid Waste Management	Annexure – I
6.	A Summary Statement progress made by local bodies in respect of waste collection, segregation, transportation and disposal.	Annexure – II
7.	A Summary statement on progress made by local bodies in respect of implementation of schedule II	Annexure - III

PART B

Towns/cities

Total number of ULBs	649
Total number of Corporations	21
Total number of Municipalities	138
Total number of Town Panchayats	490

Authorisation status (names/number)

Number of applications received	232
Number of authorisation granted	232

SOLID WASTE Generation status

Solid waste generation in the state (TPD)	17843.455TPD
Collected	17400.66TPD
Treated	9213.436 TPD
Landfilled	7025.39 TPD

Compliance to Schedule I of SWM Rules (Number/names of towns/capacity)

Good practices in cities/towns	--	Details in Annexure IV
House-to-house collection	--	Annexure V
Segregation	--	Annexure VI
Storage	--	Annexure VII
Covered transportation	--	Annexure VIII

Processing of SW (Number/names of towns/capacity)

Solid Waste processing facilities setup:

Sl.No	Composting	Vermi -composting	Biogas	RDF/Pelletisation
1.	1051 MCC – 3813TPD 907 OCC – 350 TPD 538 Windrows -1550TPD	-	2 Biogas/Bio CNG – 200TPD 107 Bio Methanation – 259 TPD	- 766MRF -2268TPD

Processing facility operational:

Sl.No	Composting	Vermi -composting	Biogas	RDF/Pelletisation
1.	1051 MCC – 3813TPD 907 OCC – 350 TPD 538 Windrows -1550TPD	-	2 Biogas/Bio CNG – 200TPD 107 Bio Methanation – 259 TPD	- 766MRF -2268TPD

Processing facility under installation/planned

Sl.No	Composting	Vermi -composting	Biogas	RDF/Pelletisation
1.	109 MCCs 107 windrow	-	7	- 133- 2107 TPD

Waste- to-Energy Plants: (Number/names of towns/capacity): NIL**Disposal of solid waste (number/names of towns/capacity):**

Landfill sites identified	-0
Landfill constructed	-0
Landfill under construction	-0
Landfill in operation	-0
Landfill exhausted & Capped	-1

Solid Waste Dumpsites (number/names of towns/capacity):

Total number of existing dumpsites	- 291
Dumpsites reclaimed	- 171
Dumpsites converted to sanitary landfill	- 0

Monitoring at Waste Processing/Landfills sites

Sl.No	Name of facilities	Ambient air	Ground water	Leachate quality	Compost quality	VOCs
Annexure IX						

Status of Action Plan prepared by Municipalities

Total number of municipalities:138

Number of Action Plan submitted:138

hachin
For Member Secretary
Oct 08/2024

Annexure – I

A Summary Statement on progress made by Local Bodies in respect of Solid Waste Management

There are 21 Corporations, 138 Municipalities and 490 Town Panchayats in the State of Tamil Nadu. The total quantity of solid waste generation is 17843.455 Tons/day of which 17400.66 Tons/day of solid waste is being collected and 9213.436 Tons/day of solid waste is treated and 7025.39 Tons/day of municipal solid waste is dumped in the dumpsites of Local Bodies located in the State of Tamil Nadu. Local Bodies which generate municipal solid waste of 5 TPD and above shall have Authorization as per Solid Waste Management Rules, 2016. So far, Tamil Nadu Pollution Control Board has issued authorization to 232 Local Bodies and Local bodies which have not applied for authorization and not having valid authorization are directed to apply for authorization.

Collection, Transportation and Segregation of MSW in Tamil Nadu:

The Urban local bodies at several places have organized collection of MSW by house to house collection, by using collection bins, compactor bins, lorries using dust bins, etc. All the Urban local bodies have partly started the source segregation of municipal solid wastes generated in their limits and are partly composting the biodegradable waste. Transport facilities such as dumper placer, tipper lorry, tipper tractor, trucks, etc. have been used by the Corporations for transportation of wastes and in some cases the vehicles are closed or pneumatic compactors are used in few corporation areas. Similarly, Municipalities and Town Panchayats utilize the transport facilities such as tractor trailer, dumper placer, tipper, tricycle, push carts etc.

Solid waste Processing Facilities in Tamil Nadu:

In the state of Tamil Nadu, various waste processing facilities like windrow composting, Vermi composting, Micro Compost Centres (MCC), Onsite Composting Centres (OCC), Bio-Methanation, Biogas/Bio CNG, Material Recovery Facilities and Incineration plants are being followed.

- 1051 MCC are installed and under operational to process 3813TPD of wet waste and it is proposed to install 109 MCC with handling capacity of 538TPD to process wet waste.

- 907 OCC are installed with a capacity of 350TPD and under operational to process wet waste to compost.
- 538 windrow composting facilities are installed with a capacity of 1550TPD and are under operational. It is proposed to setup 107 facilities with a capacity of 192TPD.
- 107 Biomethanation plants are established to process 259 TPD of Wet Waste and it is proposed to setup 6 plants to process 27 TPD of wet waste.
- 2 Biogas/Bio CNG plants are installed to process 200TPD of waste and it is proposed to setup 7 plants to process 890 TPD of waste.
- 766 Material Recovery Facilities (MRF) are installed to process 2268TPD of dry waste and it is proposed to setup 133 plants to process 2107TPD of dry waste.
- Non recyclable wastes generated are sent to cement plants/power plants for usage as fuel.

Municipal Solid Waste Dumpsites:

Total number of dumpsites in Tamil Nadu is 291. Bio Mining works for legacy wastes has been started in 287 locations and completed in 171 locations and in the remaining 120 locations works are under progress. So far, 952 acres of land are reclaimed.

Monitoring of MSW facility:

TNPCB collects samples of ground water in the vicinity of the dumpsites and samples of leachate from the dumpsites, as one of responsibilities of monitoring the compliance of standards regarding ground water, ambient air and leachate quality.

Ground water quality is monitored at the vicinity of solid waste dumpsites pertaining to Corporations namely, Chennai, Madurai, Coimbatore, Trichy, Tirunelveli, Thanjavur, Dindigul, Avadi, Kumbakonam, Nagercoil, Sivakasi, Hosur, Vellore, Karur and at 45 Municipalities and at 11 Town Panchayats.

Ambient Air quality is monitored at the vicinity of solid waste dumpsites pertaining to Corporations namely, Chennai, Dindigul, Madurai, Trichy, Vellore, Hosur, Avadi, Karur, Coimbatore and Thanjavur and Municipalities namely Krishnagiri, Kovilpatti, Kayalpattinam and Kangeyam.

Continuous Ambient Air Quality Monitoring stations are installed at the vicinity of Kodungaiyur and Perungudi dumpsites.

Formation of Committees

State Level Advisory Body as per SWM Rules, 2016

State level Advisory Body is formed as per G.O. (MS). No. 5 MA& WS(MA.IV) Department dated: 25.01.2017 under the chairmanship of Additional Chief Secretary to Government, Municipal Administration & Water Supply Department comprising of 19 members including TNPCB. State level Advisory Body Meetings have been conducted on 16.03.2017, 21.03.2018, 25.02.2019, 5.4.2019, 20.11.2019, 17.08.2020& 16.09.2022.

Single Committee on Solid Waste Management

State Level Single Committee is formed as per G.O(2D) No.46 MA & WS (MA.IV) Department dated:11.11.2022 under the chairmanship of Additional Chief Secretary to Government, Municipal Administration & Water Supply Department including TNPCB as one of the Member for the purpose of monitoring the implementation of Solid Waste Management Rules,2016 and other waste management in the State.

Action taken by the TNPCB:

Issue of Directions and Environmental Compensations:

The Hon'ble National Green Tribunal (Principal Bench) in O.A No. 606 of 2018, in its order dated:28.02.2020 & 02.07.2020 has directed that "In view of the fact that most of the statutory timelines have expired and directions of the Hon'ble Supreme Court and this Tribunal to comply with Solid Waste Management Rules, 2016 remain unexecuted, interim compensation scale is hereby laid down for continued failure after 31.03.2020" and TNPCB assessed Interim Environmental Compensation based on the orders and issued Directions under section 5 of Environment (Protection) Act, 1986 with respect to remittance of Interim Environmental Compensation to the following urban local bodies for the year 2023-2024.


S.No.	Urban local body	Interim Environmental Compensation levied
1.	Hosur Municipal Corporation	84 Lakh
2.	Kodaikanal Municipality	41 Lakh
3.	Vellore City Municipal Corporation	88 Lakh
4.	Thanjavur Corporation	44Lakh
5.	Moovarasampattu Village Panchayat	45Lakh
6.	Elakkiyampatti Panchayat	48 Lakh
7.	Naravarikuppam Town Panchayat	48 Lakh
	Total	398 Lakh

The said urban local bodies have not remitted Interim Environmental Compensation.

- Also, Show Cause Notices have been issued to the following Local bodies,
- Pudukkottai Municipality (69 Lakh).
- Kumbakonam Corporation (44 Lakh).
- Salem Corporation (240 Lakh).

under Section 5 of E(P) Act, 1986 for levying of Interim Environmental Compensation for non-compliance of SWM Rules,2016.

- Directions under Section 5 of the Environment (P) Act, 1986 has been issued to the Trichy Corporation, Pudukkottai Municipality, Kumbakonam Corporation, Thiruvaiyaru Town Panchayat and Coimbatore Corporation to comply with certain conditions.


 For Member Secretary


Annexure – II

A Summary Statement progress made by local bodies in respect of waste collection, segregation, transportation and disposal

There are 21 Corporations, 138 Municipalities and 490 Town Panchayats in the State of Tamil Nadu. The total quantity of solid waste generation is 17843.455 Tons/day of which 17400.66 Tons/day of solid waste is being collected and 9213.436 Tons/day of solid waste is treated and 7025.39 Tons/day of municipal solid waste is dumped in the dumpsites of Local Bodies located in the State of Tamil Nadu.

Solid Waste Collection:

The Urban Local Bodies at several places have organized collection of solid waste by house to house collection, by using collection bins, compactor bins, lorries using dust bins, etc. All the Urban Local Bodies have partly started the source segregation of municipal solid wastes generated in their limits and are partly composting the biodegradable waste. Transport facilities such as dumper placer, tipper lorry, tipper tractor, trucks, etc. have been used by the Corporations for transportation of wastes and in some cases, vehicles are covered or pneumatic compactors are used in most of the Corporation areas. Similarly, Municipalities and Town Panchayats utilize the transport facilities such as tractor trailer, dumper placer, tipper, tricycle, push carts etc. In most urban local bodies the biodegradable wastes are composted using Micro Compost Centres (MCCs), Windrows, Biomethanation plant and segregated non-biodegradable of non-recyclable nature waste is sent to cement industries for co-incineration and recyclable waste is sent to waste recyclers and remaining waste is dumped in dump yards.

House to house collection of solid wastes is completely carried out in 18 Corporations namely, Erode, Hosur, Avadi, Coimbatore, Tirunelveli, Trichy, Thanjavur, Thoothukudi, Tiruppur, Madurai, Vellore, Dindigul, Kumbakonam, Kancheepuram, Karur, Sivakasi, Tambaram, Nagercoil, Cuddalore and at 134 Municipalities.

Segregation of Solid Waste:

Segregation of solid wastes is completely carried out in 2 Corporations namely, Hosur, Karur and in 16 Municipalities.

Storage:

The following Corporations and Municipalities are declared as Bin free Cities/towns.

1.	Hosur
2.	Trichy
3.	Thootukudi
4.	Madurai
5.	Vellore
6.	Kumbakonam
7.	Nagercoil
8.	Kancheepuram
9.	Karur
10.	Sivakasi
11.	Tambaram
12.	cuddalore
13.	Iddapadi
14.	Narasingapuram
15.	Attur
16.	Mettur
17.	Rasipuram
18.	Pallipalayam
19.	komarapalayam
20.	kulithalai
21.	Dharmapuri
22.	Namakkal
23.	Krishnagiri

24.	Tiruchengode
25.	Jayankondam
26.	Ariyalur
27.	Thuvakudi
28.	Thuraiyur
29.	Aranthangi
30.	Pudukkottai
31.	Koathanallur
32.	Thiruthuraiipoondi
33.	Mannargudi
34.	Thiruvarur
35.	Vedaranyam
36.	Sirkali
37.	Mayiladuthurai
38.	Nagapattinam
39.	Pattukottai
40.	Ambur
41.	Arakkonam
42.	Arcot
43.	Gudiyattam
44.	Ranipet
45.	Tirupathur
46.	Walajapet
47.	Jolarpet
48.	Melvisharam

49.	Pernambut
50.	Arani
51.	Thiruvathipuram
52.	Vandavasi
53.	Tindivananam
54.	Kallakurichi
55.	Mettupalayam
56.	Pollachi
57.	Udumalpet
58.	Valparai
59.	Dharapuram
60.	Palladam
61.	Kangeyam
62.	Vellakovil
63.	Gobichettipalayam
64.	Sathyamangalam
65.	Bhavani
66.	Punjai Pulimpatti
67.	Udhagamandalam
68.	Coonoor
69.	Nelliyalam
70.	Gudalur (Coimbatore)
71.	Tenkasi
72.	Sankarankoil
73.	Kadayanallur

74.	Puliyangudi
75.	Sengottai
76.	Ambasamudram
77.	Vikramsingapuram
78.	Kovilpatti
79.	Kayalpattinam
80.	Kuzhithurai
81.	Colachel
82.	Padmanabhapuram
83.	Virudhunagar
84.	Rajapalayam
85.	Sattur
86.	Aruppukottai
87.	Srivilliputhur
88.	Tirumangalam
89.	Melur
90.	Usilampatty
91.	Theni
92.	Bodinayakanur
93.	Cumbum
94.	Chinnamanur
95.	Gudalur -Theni
96.	Periyakulam
97.	Palani
98.	Oddanchatram

99.	Sivagangai
100.	Karaikudi
101.	Devakottai
102.	Ramanathapuram
103.	Paramakudi
104.	Rameshwaram
105.	Chengalpattu
106.	Thiruverkadu
107.	Tiruvallur
108.	Poonamallee
109.	Virudhachalam
110.	Panruti
111.	Chidambaram
112.	Maraimalainagar
113.	Tharamangalam
114.	Edanganasalai
115.	Pugalur
116.	Manamadurai
117.	Adiramapattinam
118.	Lalgudi
119.	Surandai
120.	Kalakad
121.	Tiruchendur
122.	Thirunindravur
123.	Karamadai

124.	Karumathampatti
125.	Vadalur
126.	Kundrathur
127.	Mangadu
128.	Kottakuppam
129.	Sholinghur
130.	Thirukovilur
131.	Ulundurpet
132.	Pallapatti
133.	Manapparai
134.	Vaniyambadi
135.	Villupuram
136.	Tiruvannamalai
137.	Nellikuppam
138.	Musisri
139.	Guduvancheri
140.	Kollencode

Transportation of Solid waste:

Covered transportation of solid waste is completely achieved in 20 Corporations namely Chennai, Coimbatore, Kancheepuram, Hosur, Avadi, Trichy, Thanjavur, Thootukudi, Tiruppur, Madurai, Salem, Vellore, Dindigul, Kumbakonam, Nagercoil, Karur, Sivakasi, Tambaram, Tirunelveli, Cuddalore and at 116 Municipalities.

Treatment and Disposal of Solid waste:

In the state of Tamil Nadu, various waste processing facilities like windrow composting, Vermi composting, Micro Compost Centres (MCC), Onsite Composting Centres(OCC), Bio Methanation, Material recovery facilities and Incineration plants are being followed.

- 1051 MCC are installed and under operational to process 3813TPD of wet waste and it is proposed to install 109 MCC with handling capacity of 538TPD to process wet waste.
- 907 OCC are installed with a capacity of 350TPD and under operational to process wet waste to compost.
- 538 windrow composting facilities are installed with a capacity of 1550TPD and are under operational. It is proposed to setup 107 facilities with a capacity of 192TPD.
- 107 Biomethanation plants are established to process 259 TPD of Wet Waste and it is proposed to setup 6 plants to process 27 TPD of wet waste.
- 2 Biogas/Bio CNG plants are installed to process 200TPD of waste and it is proposed to setup 7 plants to process 890 TPD of waste.
- 766 Material Recovery Facilities (MRF) are installed to process 2268TPD of dry waste and it is proposed to setup 133 plants to process 2107TPD of dry waste.
- Non recyclable wastes generated are sent to cement plants/power plants for usage as fuel.

Municipal Solid Waste Dumpsites:

Total number of dumpsites in Tamil Nadu is 291. Bio Mining works for legacy wastes has been started in 287 locations and completed in 171 locations and in the remaining 120 locations works are under progress. So far, 952 acres of land are reclaimed.

TNPCB has issued directions to the Commissioner, Greater Chennai Corporation, the Commissioner of Municipal Administration, the Director of Town Panchayats, the Rural Development and Panchayat Raj Department under Section 5 of the Environment (Protection) Act, 1986 as amended to comply the Solid Waste Management Rules, 2016 with respect to bio-mining of legacy waste.


For Member Secretary


Annexure – III

A Summary statement on progress made by Local Bodies in respect of implementation of Schedule II.

Most of the Corporations, Municipalities and Town Panchayats in the State of Tamil Nadu have been instructed to adhere to the standards prescribed in schedule II of the Municipal Solid Waste Rules, 2016 without fail.

TNPCB collects samples of ground water in the vicinity of the dumpsites and samples of leachate from the dumpsites, as one of responsibilities of monitoring the compliance of standards regarding ground water, ambient air, leachate quality, TNPCB also conducts Ambient Air Quality survey at the landfill site and at their vicinity.

Ground water quality is monitored at the vicinity of solid waste dumpsites pertaining to Corporations namely, Chennai, Madurai, Coimbatore, Trichy, Tirunelveli, Thanjavur, Dindigul, Avadi, Kumbakonam, Nagercoil, Sivakasi, Hosur, Vellore, Karur and at 45 Municipalities and at 11 Town Panchayats.

Ambient Air quality is monitored at the vicinity of solid waste dumpsites pertaining to Corporations namely, Chennai, Dindigul, Madurai, Trichy, Vellore, Hosur, Avadi, Karur, Coimbatore and Thanjavur and Municipalities namely Krishnagiri, Kovilpatti, Kayalpattinam and Kangeyam.

Continuous Ambient Air Quality Monitoring stations are installed at the vicinity of Kodungaiyur and Perungudi dumpsites.

Action taken by the TNPCB:

Issue of Directions and Environmental Compensations:

The Hon'ble National Green Tribunal (Principal Bench) in OA No. 606 of 2018, in its order dated:28.02.2020 & 02.07.2020 has directed that "In view of the fact that most of the statutory timelines have expired and directions of the Hon'ble Supreme Court and this Tribunal to comply with Solid Waste Management Rules, 2016 remain unexecuted, Interim compensation scale is hereby laid down for continued failure after 31.03.2020" and TNPCB assessed Interim Environmental Compensation based on the orders and issued Directions under section 5 of Environment (Protection) Act, 1986 with respect to remittance of Interim Environmental Compensation to the following urban local bodies for the year 2023-2024.

S.No.	Urban local body	Interim Environmental Compensation levied
1.	Hosur Municipal Corporation	84 Lakh
2.	Kodaikanal Municipality	41 Lakh
3.	Vellore City Municipal Corporation	88 Lakh
4.	Thanjavur Corporation	44Lakh
5.	Moovarasampattu Village Panchayat	45Lakh
6.	Elakkiyampatti Panchayat	48 Lakh
7.	Naravarikuppam Town Panchayat	48 Lakh
	Total	398 Lakh

The said urban local bodies have not remitted Interim Environmental Compensation.

- Also, Show Cause Notices have been issued to the following Local bodies,
- Pudukkottai Municipality (69 Lakh)
- Kumbakonam Corporation (44 Lakh)
- Salem Corporation (240 Lakh)

under section 5 of E(P) Act, 1986 for levying of Interim Environmental Compensation for non-compliance of SWM Rules,2016.

- Directions under Section 5 of the Environment (P) Act, 1986 has been issued to the Trichy Corporation, Pudukkottai Municipality, Kumbakonam Corporation, Thiruvaiyaru Town Panchayat and Coimbatore Corporation to comply with certain conditions.

For Member Secretary

[Handwritten Signature]
05/08/2024

ANNEXURE IV

Compliance to Schedule I of SW Rules (Number/names of towns) Good practices in cities/towns

S.No	Name of the Corporation/Municipality	Processing Facilities
1.	Erode	Composting -62.5TPD,Biomethanation - 5TPD
2.	Hosur	11 Nos MCC, OCC - 32 TPD, Biomethanation = 10 TPD
3.	Avadi	MCC -15 Nos, 1 MRF
4.	Coimbatore	Windrow Composting -700 TPD, Vermi Composting -100 TPD Biomethanation, 5 Plants - 5TPD
5.	Tirunelveli	MCC- 28 Nos. OCC- 2 nos.,155 TPD, 2 Biomethanation plant
6.	Trichy	40 MCC- 200TPD, 5 Biomethanation plant -15 TPD, 5RRC
7.	Thanjavur	12 MCC-59TPD,4 OCC- 3TPD, 1 Biomethanationplant-5 TPD, co processing -5TPD
8.	Tiruppur	MCC- 130 TPD, Biomethanation – 10 TPD
9.	Salem	28 MCC- 137.2TPD, OCC-20 nos. 2 Bio Methanation plant -8TPD
10.	Vellore	Composting -128 TPD, MCC -50 nos 1 Biomethanation plant -3TPD, 20 OCC combustible Transported -10 TPD
11.	Dindigul	9 MCC- 45 TPD, 1 Biomethanation plant- 5 TPD, OCC - 20 nos
12.	Nagercoil	MCC,RRC, Bio Methanation plant, Biogas, OCC, 62.5 MT
13.	Kancheepuram	MCC- 9 Nos,Biomethanation -5.0 TPD
14.	Karur	MCC -11 nos., Biomethanationplant-5 TPD, RDF-18TPD
15.	Cuddalore	MCC- 3 nos, vermicomposting
16.	Narasingapuram	3 MCC – 4.54 TPD
17.	Mettur	MCC- 3 nos.
18.	komarapalayam	MCC -3 Nos
19.	Dharmapuri	MCC -4 Nos, RRC-1 No.
20.	Namakkal	MCC -6Nos


ANNEXURE IV

21.	Tiruchengode	MCC- 5 Nos - 15 TPD, 1Bio Methanation plant -5TPD.
22.	Jayankondam	MCC- 6nos, On Site Composting (OCC)
23.	Ariyalur	MCC -1 no, OCC-1 no, Composting 8 MT
24.	Thuraiyur	MCC – 3 nos, OCC- 1
25.	Thiruthuraipoondi	MCC- 1no,OCC- 1 no
26.	Mannargudi	MCC- 3nos, OCC- 1 no
27.	Vedaranyam	2MCC -3TPD, MRF – 1
28.	Sirkali	MCC – 2 nos. 2 OCC- 1 no
29.	Mayiladuthurai	MCC- 3 nos, OCC-4 nos, RRC 2
30.	Pattukottai	MCC -10 nos, OCC-4.5 TPD, Vermi Composting -1 TPD
31.	Ambur	MCC -nos,windrow- 3 nos, RRC -1 no
32.	Arakkonam	MCC -4nos, OCC-10 nos& RRC-1 no
33.	Arcot	MCC- 3nos,,OCC_ 10 nos
34.	Ranipet	3 MCC – 3 nos,OCC- 4 nos, RRC- 1 no
35.	Tirupathur	MCC- 5 nos and RRC- 2nos
36.	Melvisharam	MCC-2 nos,
37.	Pernambut	MCC, Combustible 10.7 TPD to cement factory
38.	Vandavasi	MCC-91 TPD
39.	Tindivananam	MCC & OCC -13.5 TPD,
40.	Kallakurichi	MCC- 3 nos, RRC-1
41.	Mettupalayam	2 MCC , , Biomethanationplant
42.	Pollachi	MCC – 4 nos, 1 Biomethanationplant-5 TPD, RRC- 1no
43.	Vellakovil	MCC – 2 nos
44.	Gobichettipalayam	3 MCC- 9TPD, 1Bio Methanation plant-3TPD
45.	Bhavani	MCC -2 nos1RRC
46.	PunjaiPuliampatti	MCC- 1 no,OCC- 4nos
47.	Sankarankoil	4 MCC- 4nos,RRC- 1 no
48.	Kadayanallur	6 MCC- 6 nos, 3 OCC-3 nos, RRC- 3nos
49.	Puliangudi	MCC-4nos
50.	Vickramasingapuram	MCC- 3 nos
51.	Kovilpatti	MCC-2nos
52.	Virudhunagar	5 MCC -11.8 TPD,MRF- 1
53.	Aruppukottai	6MCC - 14.6 TPD, OCC-1, combustible to Cement Plant 14.5MT
54.	Sattur	MCC- 2nos ,RCC-1no
55.	Tirumangalam	MCC-3nos, On-site Composting-1no,composting-8.5 TPD
56.	Usilampatty	Windrows 1 TPD and MCC 5 TPD
57.	Theni	MCC-3 nos, RRC – 2 nos
58.	Bodinayakanur	MCC- 4nos,RRC-1 no,MRF- 1no

ANNEXURE IV

59.	Cumbum	MCC -2 nos,Biomethanation -1 plant
60.	Kodaikanal	Composting -8MT,Biomethanation -2MT
61.	Oddanchatram	3 MCC, 9 OCC
62.	Devakottai	MCC -3nos,OCC-7 nos
63.	Karaikudi	MCC- 5nos,RRC-5 no
64.	Ramanathapuram	MCC -3 NOS RCC-2 MRF-1 Windrows
65.	Paramakudi	3 MCC, RRC- 5
66.	Rameswaram	2MCC- 4TPD,Biomethanation plant -1 Windrow-1, 1 Vermi compost -1 ,RRC- 2nos
67.	Thiruthani	MCC 2Nos -4TPD, Bio Methanation plant 1 No
68.	Tiruvallur	2 MCC,17 OCC,1 RRC,1 MRF
69.	Poonamallee	MCC – 5nos, RRC-1 no
70.	Virudhachalam	OCC- 6nos,MCC- 2nos
71.	Panruti	2 MCC, 4 OCCs
72.	Nellikuppam	MCC & OCC 6.5TPD
73.	Chidambaram	4 MCC,
74.	Manamadurai	MCC-3 nos,RRC-1 no
75.	Surandai	MCC-2 nos,MRF-1,
76.	Tiruchendur	Windrow-9.5 TPD
77.	Thirunindravur	MCC 2, RRC 2
78.	Karamadai	MCC- 2nos,MRF- 1 no
79.	Madukkarai	vermicomposting-4.29 TPD
80.	Manapparai	MCC- 2nos,OCC- 2nos
81.	Guduvancheri	MCC- 1 no,RRC- 1no

For Member Secretary

ANNEXURE V

Compliance to Schedule I of SW Rules (Number/names of towns)

100 % House to House Collection achieved cities/towns

S.No	Name of the Corporation/Municipality	No. of households
1.	Erode	135929
2.	Hosur	108491
3.	Avadi	119328
4.	Coimbatore	538170
5.	Tirunelveli	154205
6.	Trichy	273538
7.	Thanjavur	54234
8.	Tiruppur	376021
9.	Madurai	508802
10.	Vellore	149261
11.	Dindigul	56430
12.	Kumbakonam	46001
13.	Karur	81118
14.	Sivakasi	44353
15.	Tambaram	252831
16.	cuddalore	49513
17.	Iddapadi	16248
18.	Narasingapuram	8991
19.	Attur	18433

ANNEXURE V

20.	Mettur	15730
21.	Rasipuram	17371
22.	Pallipalayam	13194
23.	komarapalayam	22053
24.	kulithalai	8412
25.	Dharmapuri	22558
26.	Namakkal	45563
27.	Krishnagiri	20080
28.	Tiruchengode	37543
29.	Jayankondam	10288
30.	Ariyalur	9234
31.	Perambalur	17199
32.	Thuvakudi	10894
33.	Thuraiyur	12338
34.	Aranthangi	12752
35.	Pudukkotai	40599
36.	Koothanallur	7244
37.	Thiruthuraipoondi	7296
38.	Mannargudi	23389
39.	Thiruvarur	20053
40.	Vedaranyam	10342
41.	Sirkali	9745
42.	Mayiladuthurai	21867
43.	Nagapattinam	25412

ANNEXURE V

44.	Pattukottai	21398
45.	Ambur	32039
46.	Arakkonam	19345
47.	Arcot	16355
48.	Gudiyattam	17192
49.	Ranipet	12502
50.	Tirupathur	18211
51.	Walajapet	8192
52.	Jolarpet	7365
53.	Melvisharam	11669
54.	Pernambut	10800
55.	Tiruvannamalai	34380
56.	Arani	16997
57.	Thiruvathipuram	9256
58.	Vandavasi	7585
59.	Tindivanam	18868
60.	Kallakurichi	15840
61.	Mettupalayam	20800
62.	Pollachi	23362
63.	Udumalpet	18630
64.	Valparai	19539
65.	Dharapuram	17101
66.	Kangeyam	13685
67.	Palladam	18097

ANNEXURE V

68.	Vellakovil	16158
69.	Gobichettipalayam	18135
70.	Sathyamangalam	10390
71.	Bhavani	11527
72.	Punjai Puliampatti	7735
73.	Udhagamandalam	27630
74.	Coonoor	12732
75.	Nelliyalam	10729
76.	Gudalur(COIMBARTORE)	15619
77.	Tenkasi	24494
78.	Sankarankoil	21926
79.	Kadayanallur	32350
80.	Puliangudi	24358
81.	Sengottai	9556
82.	Ambasamudram	14237
83.	Vikramsingapuram	19377
84.	Kovilpatti	30777
85.	Kayalpattinam	14668
86.	Kuzhithurai	6206
87.	Colachel	7070
88.	Padmanabhapuram	6852
89.	Rajapalayam	45801
90.	Virudhunagar	25948
91.	Aruppukottai	31207

ANNEXURE V

92.	Srivilliputhur	23704
93.	Sattur	12678
94.	Tirumangalam	16187
95.	Melur	14549
96.	Usilampatty	10174
97.	Theni	27624
98.	Bodinayakanur	20665
99.	Chinnamanur	13699
100.	Cumbum	19786
101.	Gudalur (Theni)	12011
102.	Periyakulam	11471
103.	Kodaikanal	10043
104.	Palani	21250
105.	Oddanchatram	11406
106.	Sivagangai	14771
107.	Karaikudi	35352
108.	Devakottai	20049
109.	Ramanathapuram	19940
110.	Paramakudi	26726
111.	Rameswaram	13386
112.	Keelakarai	11986
113.	Chengalpattu	17514
114.	Thiruverkadu	31554
115.	Tiruvallur	15997

ANNEXURE V

116.	Poonamallee	38032
117.	Virudhachalam	20691
118.	Panruti	14901
119.	Chidambaram	16427
120.	Maraimalai Nagar	27648
121.	Tharamangalam	9000
122.	Edanganasalai	10338
123.	Pugalur	11681
124.	Manamadurai	11981
125.	Adiramapattinam	7469
126.	Lalgudi	8539
127.	Surandai	15224
128.	Kalakad	12105
129.	Tiruchendur	10707
130.	Thirunindravur	13010
131.	Karamadai	17092
132.	karumathampatti	10071
133.	Madukkarai	13727
134.	Thirumuruganpoondi	13612
135.	Thittakudi	6174
136.	Vadalur	11872
137.	Kundrathur	19404
138.	Mangadu	14571
139.	Kottakuppam	8981

ANNEXURE V

140.	Sholinghur	7652
141.	Nagercoil	116953
142.	Kancheepuram	74887
143.	Thirukovilur	6644
144.	Ulundurpet	5350
145.	Pallapatti	10145
146.	Manapparai	11969
147.	Vaniyambadi	18567
148.	Villuppuram	36690
149.	Tiruvannamalai	34380
150.	Nellikuppam	11934
151.	Musiri	9725
152.	Guduvancheri	24102
153.	Kollencode	17271

80% to < 100% House to House Collection achieved cities/towns

S.No	Name of the Corporation/Municipality	No. of households	No. of households covered
1.	Salem	257882	234624
2.	Chennai	2233730	1831659
3.	Thoothukudi	152066	134889
4.	Thiruthani	13755	12379

For Member Secretary


05/05/2024

ANNEXURE VI

Compliance to Schedule I of SWM Rules (Number/names of towns)

100 % Segregation achieved Cities/towns

S.No	Name of the Corporation/ Municipality	No. of households covered and segregated at source
1.	Hosur	108491
2.	Karur	81118
3.	Iddapadi	16248
4.	Narasingapuram	8991
5.	Attur	18433
6.	Rasipuram	17371
7.	kulithalai	8412
8.	Udumalpet	18630
9.	Kangeyam	13685
10.	Palladam	18097
11.	Sankarankoil	21926
12.	Tirumangalam	16187
13.	Chengalpattu	17514
14.	Thiruverkadu	31554
15.	Tharamangalam	9000
16.	Edanganasalai	10338
17.	Thirunindravur	13010
18.	Thirumuruganpoondi	13612

ANNEXURE VI

80 % to <100 % Segregation achieved Cities/towns

S.No	Name of the Corporation/Municipality	Number of household covered	Number of households segregated at source
1.	Coimbatore	538170	430536
2.	Trichy	273538	246184
3.	Thanjavur	54234	43387
4.	Thootukudi	152066	130883
5.	Tiruppur	376021	315858
6.	Salem	257882	211162
7.	Vellore	149261	134335
8.	Kancheepuram	74887	59910
9.	Sivakasi	44353	36369
10.	Tambaram	252831	202264
11.	cuddalore	49513	39610
12.	Mettur	15730	14157
13.	Pallipalayam	13194	12534
14.	komarapalayam	22053	20950
15.	Tiruchengode	37543	33789
16.	Dharmapuri	22558	19174
17.	Namakkal	45563	43285

ANNEXURE VI

18.	Krishnagiri	20080	18875
19.	Tiruchengode	37543	33789
20.	Jayankondam	10288	8464
21.	Ariyalur	9234	8218
22.	Perambalur	17199	15479
23.	Thuvakudi	10894	92599
24.	Thuraiyur	12338	11968
25.	Pudukkottai	40599	34509
26.	Koothanallur	7244	6157
27.	Mannargudi	23389	20582
28.	Thiruvarur	20053	17446
29.	Pattukottai	21398	17760
30.	Ambur	32039	28194
31.	Arakkonam	19345	17797
32.	Arcot	16355	14883
33.	Gudiyattam	17192	16160
34.	Ranipet	12502	11502
35.	Tirupathur	18211	16026
36.	Walajapet	8192	7373
37.	Jolarpet	7365	6923
38.	Melvisharam	11669	10152
39.	Pernambut	10800	9612
40.	Tiruvannamalai	34380	29567
41.	Arani	16997	13598

ANNEXURE VI

42.	Thiruvathipuram	9256	88
43.	Vandavasi	7585	6675
44.	Tindivanam	18868	16793
45.	Kallakurichi	15840	14256
46.	Mettupalayam	20800	18096
47.	Pollachi	23362	18923
48.	Valparai	19539	19148
49.	Vellakovil	16158	15673
50.	Gobichettipalayam	18135	17591
51.	Punjai Puliampatti	7735	7426
52.	Udhagamandalam	27630	26534
53.	Coonoor	12732	12095
54.	Nelliyalam	10729	9656
55.	Gudalur (Coimbatore)	15619	14838
56.	Tenkasi	24494	22534
57.	Kadayanallur	32350	29115
58.	Puliangudi	24358	19486
59.	Sengottai	9556	8123
60.	Ambasamudram	14237	12244
61.	Vikramsingapuram	19377	16664
62.	Kovilpatti	30777	28315
63.	Kayalpattinam	14668	12614
64.	Kuzhithurai	6206	5396

ANNEXURE VI

65.	Rajapalayam	45801	38931
66.	Virudhunagar	25948	23353
67.	Aruppukottai	31207	26526
68.	Sattur	12678	11410
69.	Melur	14549	13973
70.	Usilampatty	10174	9360
71.	Theni	27624	26240
72.	Bodinayakanur	20665	18599
73.	Chinnamanur	13699	12329
74.	Cumbum	19786	18797
75.	Gudalur (Theni)	12011	10810
76.	Periyakulam	11471	9750
77.	Kodaikanal	10043	7428
78.	Palani	21250	17638
79.	Oddanchatram	11406	10625
80.	Sivagangai	14771	11817
81.	Karaikudi	35352	31817
82.	Devakottai	20049	18445
83.	Ramanathapuram	19940	15952
84.	Paramakudi	26726	14968
85.	Rameswaram	13386	10709
86.	Thiruthani	13755	11141
87.	Tiruvallur	15997	14077
88.	Virudhachalam	20691	15984

ANNEXURE VI

89.	Maraimalai Nagar	27648	22118
90.	Manamadurai	11981	7668
91.	Surandai	15224	14006
92.	Kalakad	12105	10410
93.	Tiruchendur	10707	9101
94.	Karamadai	17092	14921
95.	Madukkarai	13727	11119
96.	Mangadu	14571	13114
97.	Kottakuppam	8981	7634
98.	Sholinghur	7652	6504
99.	Thirukovilur	6644	5714
100.	Ulundurpet	5350	4548
101.	Pallapatti	10145	9131
102.	Vaniyambadi	18567	16525
103.	Villuppuram	36690	34489
104.	Tiruvannamalai	34380	29567
105.	Nellikuppam	11934	9786
106.	Musiri	9725	8266
107.	Guduvancheri	24102	19272
108.	Kollencode	17271	13817



ANNEXURE VI

50% to < 80 % Segregation achieved Cities/towns

S.No	Name of the Corporation/ Municipality	Number of household covered	Number of households segregated at source
1.	Chennai	2233730	1172262
2.	Erode	135929	95150
3.	Avadi	119328	76370
4.	Dindigul	56430	42887
5.	Vedaranyam	10342	7239
6.	Mayiladuthurai	21867	15307
7.	Nagapattinam	25412	17788
8.	Keelakarai	11986	8390
9.	Panruti	14901	11176
10.	Kundrathur	19404	12613

Less than 50% Segregation achieved Cities/towns

S.No	Name of the Corporation/ Municipality	Number of household covered	Number of households segregated at source
1.	Srivilliputhur	23704	9482
2.	Chidambaram	16427	7392


For Member Secretary

05/08/2024

ANNEXURE VII

COMPLIANCE TO SCHEDULE I OF SWM RULES (NUMBER/NAMES OF TOWNS)

Storage Facilities provided in Towns and Cities

Bin Free Cities/towns

1.	Hosur
2.	Trichy
3.	Thootukudi
4.	Madurai
5.	Vellore
6.	Kumbakonam
7.	Nagercoil
8.	Kancheepuram
9.	Karur
10.	Sivakasi
11.	Tambaram
12.	cuddalore
13.	Iddapadi
14.	Narasingapuram
15.	Attur
16.	Mettur
17.	Rasipuram
18.	Pallipalayam
19.	komarapalayam
20.	kulithalai
21.	Dharmapuri
22.	Namakkal
23.	Krishnagiri
24.	Tiruchengode

ANNEXURE VII

25.	Jayankondam
26.	Ariyalur
27.	Thuvakudi
28.	Thuraiyur
29.	Aranthangi
30.	Pudukkottai
31.	Koothanallur
32.	Thiruthuraipoondi
33.	Mannargudi
34.	Thiruvarur
35.	Vedaranyam
36.	Sirkali
37.	Mayiladuthurai
38.	Nagapattinam
39.	Pattukottai
40.	Ambur
41.	Arakkonam
42.	Arcot
43.	Gudiyattam
44.	Ranipet
45.	Tirupathur
46.	Walajapet
47.	Jolarpet
48.	Melvisharam
49.	Pernambut
50.	Arani

ANNEXURE VII

51.	Thiruvathipuram
52.	Vandavasi
53.	Tindivananam
54.	Kallakurichi
55.	Mettupalayam
56.	Pollachi
57.	Udumalpet
58.	Valparai
59.	Dharapuram
60.	Palladam
61.	Kangeyam
62.	Vellakovil
63.	Gobichettipalayam
64.	Sathyamangalam
65.	Bhavani
66.	Punjai Puliampatti
67.	Udhagamandalam
68.	Coonoor
69.	Nelliyalam
70.	Gudalur (Coimbatore)
71.	Tenkasi
72.	Sankarankoil
73.	Kadayanallur
74.	Puliyangudi
75.	Sengottai
76.	Ambasamudram

ANNEXURE VII

77.	Vikramsingapuram
78.	Kovilpatti
79.	Kayalpattinam
80.	Kuzhithurai
81.	Colachel
82.	Padmanabhapuram
83.	Virudhunagar
84.	Rajapalayam
85.	Sattur
86.	Aruppukottai
87.	Srivilliputhur
88.	Tirumangalam
89.	Melur
90.	Usilampatty
91.	Theni
92.	Bodinayakanur
93.	Cumbum
94.	Chinnamanur
95.	Gudalur -Theni
96.	Periyakulam
97.	Palani
98.	Oddanchatram
99.	Sivagangai
100.	Karaikudi
101.	Devakottai
102.	Ramanathapuram

ANNEXURE VII

103.	Paramakudi
104.	Rameshwaram
105.	Chengalpattu
106.	Thiruverkadu
107.	Tiruvallur
108.	Poonamallee
109.	Virudhachalam
110.	Panruti
111.	Chidambaram
112.	Maraimalainagar
113.	Tharamangalam
114.	Edanganasalai
115.	Pugalur
116.	Manamadurai
117.	Adiramapattinam
118.	Lalgudi
119.	Surandai
120.	Kalakad
121.	Tiruchendur
122.	Thirunindravur
123.	Karamadai
124.	Karumathampatti
125.	Vadalur
126.	Kundrathur
127.	Mangadu
128.	Kottakuppam

ANNEXURE VII

129.	Sholinghur
130.	Thirukovilur
131.	Ulundurpet
132.	Pallapatti
133.	Manapparai
134.	Vaniyambadi
135.	Villupuram
136.	Tiruvannamalai
137.	Nellikuppam
138.	Musisri
139.	Guduvancheri
140.	Kollencode

Corporation / Municipalities provided with Storage Facilities

S.No	Name of the Corporation/ Municipality
1.	Chennai
2.	Avadi
3.	Coimbatore
4.	Tirunelveli
5.	Thanjavur
6.	Tiruppur
7.	Salem
8.	Dindigul
9.	Kodaikanal
10.	Keelakarai

ANNEXURE VII

11.	Thiruthani
12.	Madukkarai

Lathe
For Member Secretary

[Signature]
05/08/2024

ANNEXURE VIII

Compliance to Schedule I of SWM Rules (Number/names of towns)

Cities /Towns with 100% Transportation of waste Collected

S.No.	Name of the Corporation/ Municipality	Solid waste collected and transported (TPD)
1.	Chennai	6271
2.	Hosur	114
3.	Avadi	180.74
4.	Coimbatore	1100
5.	Trichy	470
6.	Thanjavur	107
7.	Thootukudi	180
8.	Tiruppur	752
9.	Madurai	750
10.	Salem	550
11.	Vellore	241
12.	Dindigul	92
13.	Kumbakonam	78
14.	Nagercoil	140
15.	Kancheepuram	98
16.	Karur	110
17.	Sivakasi	52.7
18.	Cuddalore	33
19.	Iddapadi	17.54
20.	Narasingapuram	7.54
21.	Attur	18.51
22.	Mettur	18.88

ANNEXURE VIII

23.	Rasipuram	17.38
24.	Pallipalayam	11.92
25.	Komarapalayam	21.63
26.	kulithalai	8.91
27.	Dharmapuri	28
28.	Namakkal	50
29.	Krishnagiri	22.9
30.	Tiruchengode	36.7
31.	Jayankondam	11
32.	Ariyalur	11.19
33.	Perambalur	18
34.	Thuvakudi	11.44
35.	Thuraiyur	15
36.	Mannaparai	12.44
37.	Aranthangi	14
38.	Pudukkotai	70
39.	Kootheranallur	8.3
40.	Thiruthuraiipoondi	8
41.	Mannargudi	21.57
42.	Thiruvarur	22
43.	Vedaranyam	12
44.	Sirkali	12
45.	Mayiladuthurai	29.05
46.	Nagapattinam	37.58
47.	Pattukottai	30
48.	Ambur	37.93

ANNEXURE VIII

49.	Arakkonam	26.39
50.	Arcot	19.71
51.	Gudiyattam	28.44
52.	Ranipet	17
53.	Tirupathur	24.93
54.	Walajapet	11.62
55.	Jolarpet	9.72
56.	Melvisharam	16.36
57.	Pernambut	18.2
58.	Tiruvannamalai	55
59.	Arani	21.46
60.	Thiruvathipuram	11.5
61.	Vandavasi	12
62.	Tindivananam	22.41
63.	Kallakurichi	18.96
64.	Mettupalayam	24.66
65.	Pollachi	28.25
66.	Udumalpet	21.36
67.	Valparai	5
68.	Kangeyam	12.78
69.	Palladam	15.46
70.	Vellakovil	16.5
71.	Gobichettipalayam	18
72.	Sathyamangalam	10.35
73.	Bhavani	11.3
74.	PunjaiPuliampatti	7

ANNEXURE VIII

75.	Udhagamandalam	36
76.	Conoor	14
77.	Nelliyalam	6.7
78.	Gudalur (Coimbatore)	16.29
79.	Sankarankoil	18.32
80.	Kadayanallur	28.5
81.	Puliangudi	21
82.	Ambasamudram	12.46
83.	Kayalpattinam	15.3
84.	Virudhunagar	28
85.	Kuzhithurai	6.4
86.	Colachel	7.05
87.	Padmanabhapuram	7.44
88.	Sattur	10.4
89.	Usilampatty	10
90.	Theni	33.45
91.	Bodinayakanur	26
92.	Chinnamanur	15.19
93.	Cumbum	26.71
94.	Gudalur (Theni)	12.82
95.	Periyakulam	13
96.	Kodaikanal	21.5
97.	Palani	41
98.	Oddanchatram	15
99.	Sivagangai	13.2
100.	Karaikudi	46.7

ANNEXURE VIII

101.	Devakottai	17.85
102.	Ramanathapuram	24.2
103.	Paramakudi	34.45
104.	Rameswaram	22.13
105.	Keelakarai	20.38
106.	Chengalpattu	21.02
107.	Thiruverkadu	19.17
108.	Thiruthani	12
109.	Tiruvallur	24.66
110.	Poonamallee	39.43
111.	Panruti	19.91
112.	Nellikuppam	14.9
113.	Chidambaram	23.18
114.	Maraimalainagar	33.18
115.	Tharamangalam	9.61
116.	Edanganasalai	11.12
117.	Manamadurai	10.8
118.	Pugalur	10.9
119.	Adiramapattinam	6.7
120.	Lalgudi	9.29
121.	Tiruchendur	16
122.	Karamadai	14.13
123.	Karumathampatti	11.32
124.	Thirumuruganpoondi	12.03
125.	Vadalur	5.66
126.	Kundrathur	23.28

ANNEXURE VIII

127.	Thittakudi	5.66
128.	Sholinghur	11.5
129.	Thirukovilur	10.54
130.	Ulundurpet	9.62
131.	Manapparai	12.44
132.	Vaniyambadi	32
133.	Villupuram	45.91
134.	Nellikuppam	14.9
135.	Musiri	10.49
136.	Guduvancheri	26.8

Cities /Towns with 80 % to <100 % Transportation of waste collected

S. No.	Name of the Corporation / Municipality	Solid waste collected (TPD)	Quantity of waste transported (TPD)
1.	Erode	196	176
2.	Tenkasi	25.9	22.8
3.	Sengottai	8.7	8.4
4.	Vickramasingapuram	14.8	12.1
5.	Rajapalayam	48.5	42.5
6.	Virudhachalam	26.82	25
7.	Mangadu	17.45	17


For Member Secretary


05/05/2024

Annexure –IX

Monitoring at Waste Processing Facilities/Dumpsites

Ground water quality have been monitored at the vicinity of solid waste dumpsites /Solid waste processing facilities pertaining to the following Corporations.

S.No	Name of the Urban Local Body
1.	Chennai
2.	Madurai
3.	Trichy
4.	Tirunelveli
5.	Thanjavur
6.	Dindigul
7.	Avadi
8.	Kumbakonam
9.	Nagercoil
10.	Sivakasi
11.	Hosur
12.	Vellore
13.	Karur
14.	Coimbatore

Ambient Air quality is monitored at the vicinity of solid waste dumpsites pertaining to Corporations namely, Chennai, Dindigul, Madurai, Trichy, Vellore, Hosur, Avadi, Karur, Coimbatore and Thanjavur.

Ground water quality have been monitored at the vicinity of solid waste dumpsites /Solid waste processing facilities pertaining to the following Municipalities.

S. No.	Name of the Urban local body
1.	Aranthangi
2.	Kodaikanal
3.	Oddanchatram
4.	Palani
5.	Kaveripattinam
6.	Krishnagiri
7.	Pudukottai
8.	Theni

9.	Bodinayakanur
10.	Cumbum
11.	Chinnamanur
12.	Periyakulam
13.	Gudalur-Theni
14.	Kovilpatti
15.	Mettupalayam
16.	Dharmapuri
17.	Colachel
18.	Padmanabhapuram
19.	Kuzhithurai
20.	Ranipet
21.	Sivaganagai
22.	Karaikudi
23.	Manamadurai
24.	Tirupathur
25.	Vellakovil
26.	Kangeyam
27.	Thuraiyur
28.	Musiri
29.	Kulithalai
30.	Pugalur
31.	Pallapatti
32.	Ramanathapuram
33.	Rameshwaram
34.	Paramakudi
35.	Keelakarai
36.	Adiramapattinam
37.	Tiruvallur
38.	Vandavasi
39.	Rajapalayam
40.	Sattur
41.	Virudhunagar
42.	Srivilliputtur
43.	Melur
44.	Ambasamudram
45.	Vickramasingapuram

Ambient Air quality is monitored at the vicinity of solid waste dumpsites pertaining to the Municipalities namely Krishnagiri, Kovilpatti, Kayalpattinam and Kangeyam.

Ground water quality have been monitored at the vicinity of solid waste dumpsites /Solid waste processing facilities pertaining to the following Town Panchayats.

S.No	Name of the Urban Local Body
1.	Singampunari
2.	Thiruvaiyaru
3.	Thirukattupalli
4.	Peravurani
5.	Chetpet
6.	Vadipatti
7.	Sholavanadan
8.	Harur
9.	Palacode
10.	Uthamapalayam
11.	Andipatti

For Member Secretary
05/08/2024

